

EDS-10/40G

Ethernet Delay Simulator

10/100/1000, 10G & 40G



FEATURES / BENEFITS

- ✓ Hardware Architecture Providing High Throughput Performance and Repeatable Results / Accuracy
- ✓ Interface - 10/100/1000, 10GbE, 40GbE Copper or Fiber
- ✓ Supports UDP, TCP, MPLS, VLAN, ESP, LPD & Encrypted Packets
- ✓ Supports multiple links and filtering of packets
- ✓ Validate and Optimize your Network before Deployment to avoid Costly Application issues
- ✓ Easy to use - Command Line Interface with Scripting Support or GUI Interface
- ✓ Bandwidth - 300bps - 40GbE in 1bps increments
- ✓ Delay - 0 ms to 10 sec. in 1ms increments, settings for Constant, Uniform and Normal
- ✓ Other Features - Real time traffic graph and Network Statistics, output reports
- ✓ Approvals - UL, CSA, CE, FCC and RoHS
- ✓ 2U Sturdy Rack Mount Enclosure, 90-240VAC

DESCRIPTION

The EDS-10/40G is an Ethernet Delay Simulator allowing users to test/ stage critical network equipment by altering bandwidth, latency, packet loss, congestion and other important link impairments over 10/100/1000, 10GbE and 40GbE Ethernet.

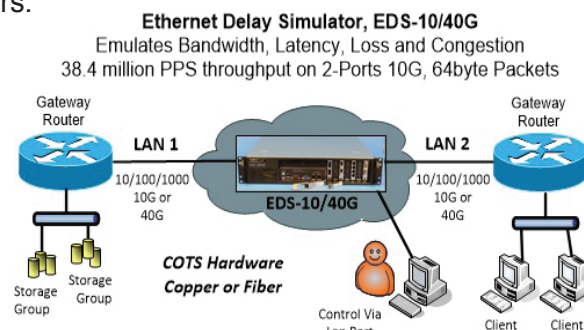
The EDS-10/40G utilizes the latest hardware and software design allowing Line Rate Performance. The unit is a must have test tool for product development / demonstrations, network validation, VoIP benchmark testing, video / IPTV simulation and transaction performance.

The hardware based architecture is coupled with custom software presenting an easy to use interface. The unit operates from a command line interface or web browser. The user has no cumbersome software or confusing licenses to deal with for secure operation.

The EDS-10/40G can act as a bridge or a router in the users network. The user configures the unit via a standard web browser. All commands and settings are displayed prominently. Simply set the band width, delay and any traffic congestion or loss if required. The unit also supports a filtering method of IP Packets and scripting support for automated testing. The user is presented with the results in real time and in a graph.

By using the EDS-10/40G in place of or in series with a real data link (WAN) a wide variety of error conditions can be introduced under controlled and testable conditions. The unit is an excellent choice for validating and evaluating new products and technologies. The software has been optimized for extreme accuracy and repeatable results.

The EDS-10/40G is housed in a sturdy 3U high metal enclosure which can be rack mounted. It is powered by an integrated 90-240V 50/60Hz power supply. The EDS-10/40G has a three year warranty and a 24 hour turnaround on warranty repairs.



EAST COAST DATACOM, INC.

SPECIFICATIONS

Application

Interconnection of 10GbE or 10/40GbE devices simulating bandwidth, latency, packet loss and congestion on two independent LAN channels

Protocols Supported

UDP, TCP, MPLS, VLAN, ESP, LPD, Encrypted Packets

Data Rates

300bps - 40GbE in 1bps increments, bidirectional or split speed on each LAN port

Jitter

Supports Jitter in 1Ms Increments

Configuration Ports

Two Independent 10/100/1000 Ethernet Ports

Data Interface on Delay Ports

10/100/1000, 10GbE or 40GbE Copper or Fiber

Link Rates

300bps - 40GbE in 1bps increments, bi-directional or split speed, bps, Kbps, Mbps or Gbps

Link Throughput

Over 38.4 million PPS throughput on 2-Ports 10GbE, 64byte Packets with delay enabled to 35Ms each port

Emulated Latency

0 ms to 10 sec. in 1ms increments, settings for constant, uniform or normal

Emulation Statistics

Each link is capable of independent output statistics settings via the software scheduler

Packet Loss

0 to 100% in increments of 0.001%

Password Protection

Implemented via the user LAN Management Port and factory reset via the RS-232 Serial Port

Re-Ordering

Settings for Probability & Delay Min/Max

Background Traffic

0 to 100% in increments of 0.001%, settings for LAN Utilization and Burst Size

Surge Protection

Main power supply

Power Source

AC Mains: 100-240VAC @ 10%, 50/60Hz, 0.16/0.08A, Auto Range

Environmental

Operating Temperature.....32° to 104° F (0° to 40° C)
Relative Humidity.....5 to 85% Non-Condensing
Altitude.....0 to 10,000 feet

Dimensions

Height 3.50 inches (88.90 mm)
Width 17.20 inches (436.88 mm)
Length 14.50 inches (368.30 mm)

Warranty

Three Years hardware, includes software support and software feature upgrades/improvements

Software Upgrades

Administered via the LAN user management Port

Web Browser Compatibility

Explorer, FireFox, Opera, Google / Chrome, Safari

Regulatory Approvals

UL, CSA, CE, CCC, FCC and RoHS

ORDERING INFORMATION

Main Unit Part Number: 210000

Model: EDS-10G

Description: EDS-10G Delay Simulator Base Chassis

10/100/1000 NIC CARDS

Ecdata# 226000

Desc: 4-Port 10/100/1000GbE Copper NIC

Ecdata# 226001

Desc: 2-Port 10/100/1000GbE Fiber NIC

10GbE SFP+ NIC CARD

Ecdata# 226007

Desc: 2-Port 10GbE NIC Card

SFP+ Optics for ECDATA PT# 226007

Ecdata# 226004 = 10G Pluggable Optic(SR)

Ecdata# 226006 = 10G Pluggable Optic(LR)

SFP+ Twin Axial Copper Cables for PT# 226007

Ecdata# 712038 = 1 Meter

Ecdata# 712039 = 3 Meter

Ecdata# 712040 = 5 Meter

40G QSFP+ NIC CARD

Ecdata# 226005

Desc: 1-Port 40GbE QSFP+ NIC Card

QSFP+ Pluggable Optic for PT# 226006

Ecdata# 226011 = QSFP+ SR Optic

Ecdata# 226012 = QSFP+ LR Optic

QSFP+ Twin Axial Cables for PT# 226006

(1) to (1) QSFP+ copper direct attach cable

Ecdata# 712041 = 1 Meter

Ecdata# 712042 = 3 Meter

Ecdata# 712043 = 5 Meter

QSFP+ Breakout Cables for PT# 226006

(1) to (4)SFP+ copper direct breakout cable

Ecdata# 712044 = 1 Meter

Ecdata# 712045 = 3 Meter

Ecdata# 712046 = 5 Meter

EAST COAST DATACOM, INC.

245 Gus Hipp Boulevard, STE 3 • Rockledge, FL 32955-4812 U.S.A.

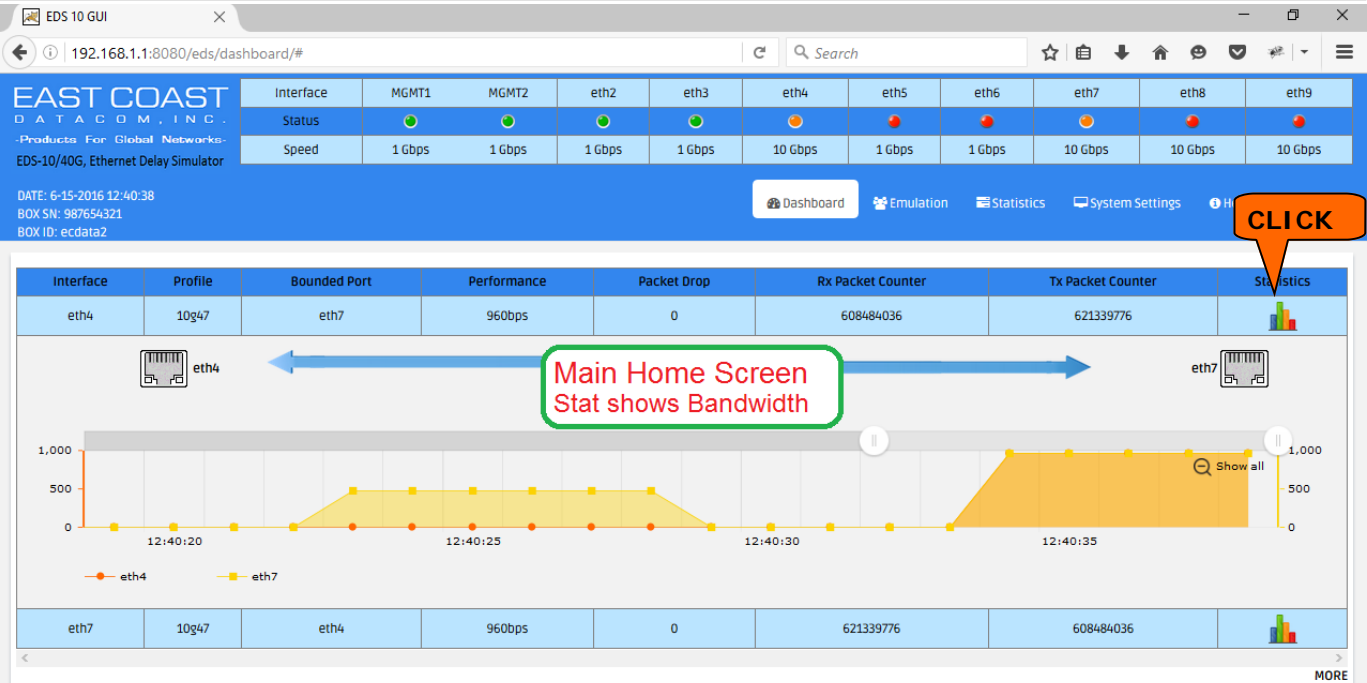
TEL: (321) 637-9922

WEB SITE: www.ecdata.com

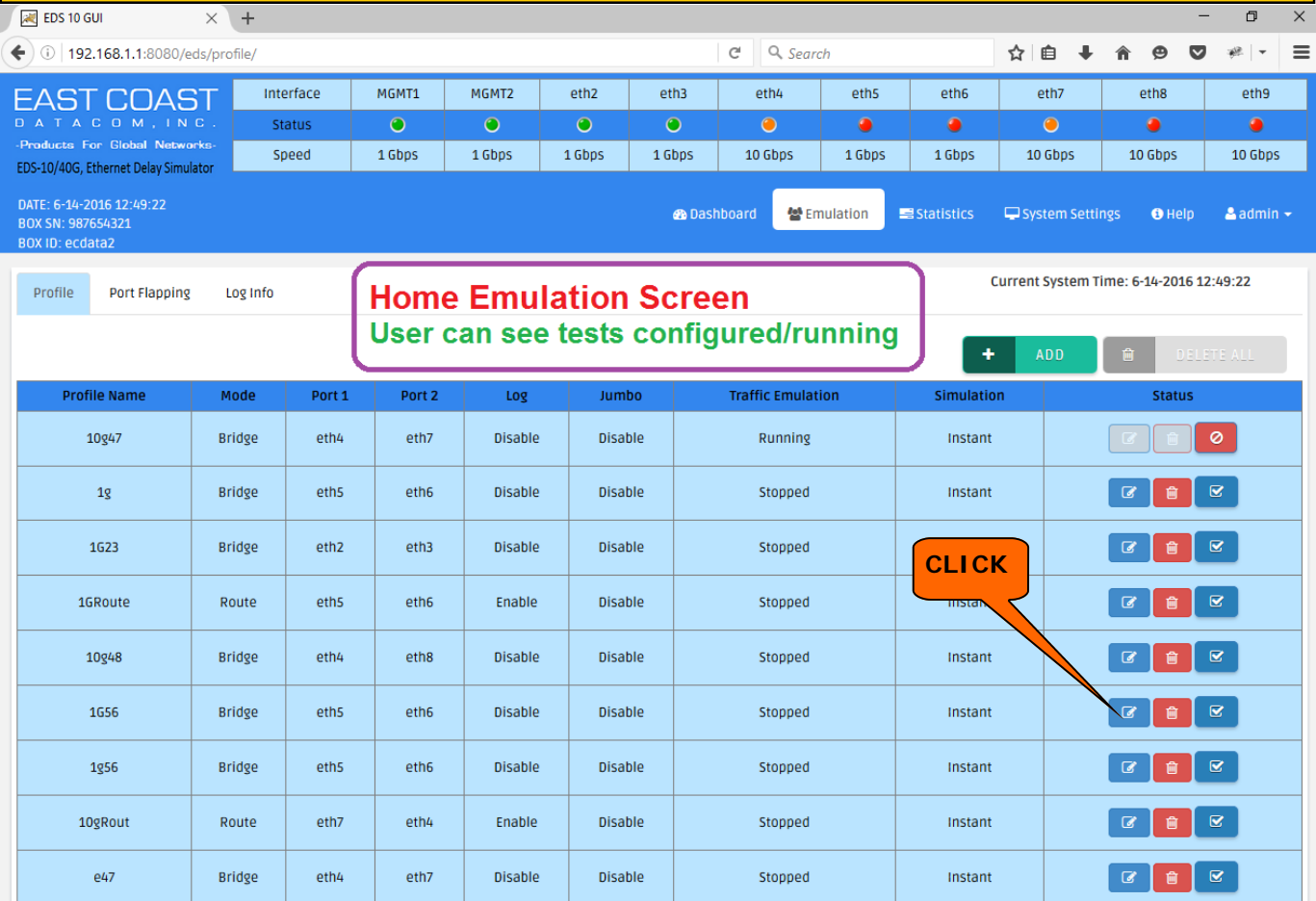
FAX: (321) 637-9980

Overview of the EDS-10G, WAN Delay Emulator User Interface

The **Dashboard Tab** is the main landing screen. The user can easily see the status of the LAN ETH Interfaces and system assigned port numbers in the top of the GUI interface. The user can view the active running profiles and active bandwidth as well.



The **Emulation Screen** shows all user created profiles. The user simply clicks as shown below to edit the profile.



Overview of the EDS-10G, WAN Delay Emulator User Interface

The **Emulation Profile Tab** allows the user to create and edit emulations for experiments. The user can select any of the ETH port interfaces to be bound together. This tab allows all settings for emulation such as Bridge or Route Mode, Band Width, Delay, Loss and other advanced rules such as Packet Re-Ordering, Duplication & Corruption. All settings are on a per port basis if desired. The Route Mode also offers further advanced filtering techniques based upon MAC, IP Address, Port Number, Protocol and several other user defined settings. Custom filters may also be purchased from East Coast Datacom, Inc.

Interface	MGMT1	MGMT2	eth2	eth3	eth4	eth5	eth6	eth7	eth8	eth9
Status	●	●	●	●	●	●	●	●	●	●
Speed	1 Gbps	1 Gbps	1 Gbps	1 Gbps	10 Gbps	1 Gbps	1 Gbps	10 Gbps	10 Gbps	10 Gbps

DATE: 6-14-2016 12:51:42
BOX SN: 987654321
BOX ID: ecdata2

Dashboard Emulation Statistics System Settings Help admin

Emulation Screen
User can easily configure links

Profile Name: 10g47

Traffic Emulation: Non-Filter Mode: Bridge Simulation: Instant

Jumbo-Frame: Log:

Current System Time: 6-14-2016 12:51:42

UPDATE CANCEL

Interface Settings

Interface 1*: eth4 Interface 2*: eth7

Default Rules

eth4 -- eth7		eth7 -- eth4	
Delay	Constant 35 ms	Delay	Constant 35 ms
Jitter	0 ms	Jitter	0 ms
Bandwidth	10 Gb	Bandwidth	10 Gb
Loss	0 %	Loss	0 %

Interface	MGMT1	MGMT2	eth2	eth3	eth4	eth5	eth6	eth7	eth8	eth9
Status	●	●	●	●	●	●	●	●	●	●
Speed	1 Gbps	1 Gbps	1 Gbps	1 Gbps	10 Gbps	1 Gbps	1 Gbps	10 Gbps	10 Gbps	10 Gbps

DATE: 6-15-2016 15:35:49
BOX SN: 987654321
BOX ID: ecdata2

Dashboard Emulation Statistics System Settings Help admin

Profile Name: 1GRoute

Traffic Emulation: Filter Mode: Route Simulation: Instant

Jumbo-Frame: Log:

UPDATE CANCEL

Interface Settings

Default Rules

Advance Rules

Types of Filters

eth5 -- eth6

IP Address

Add More

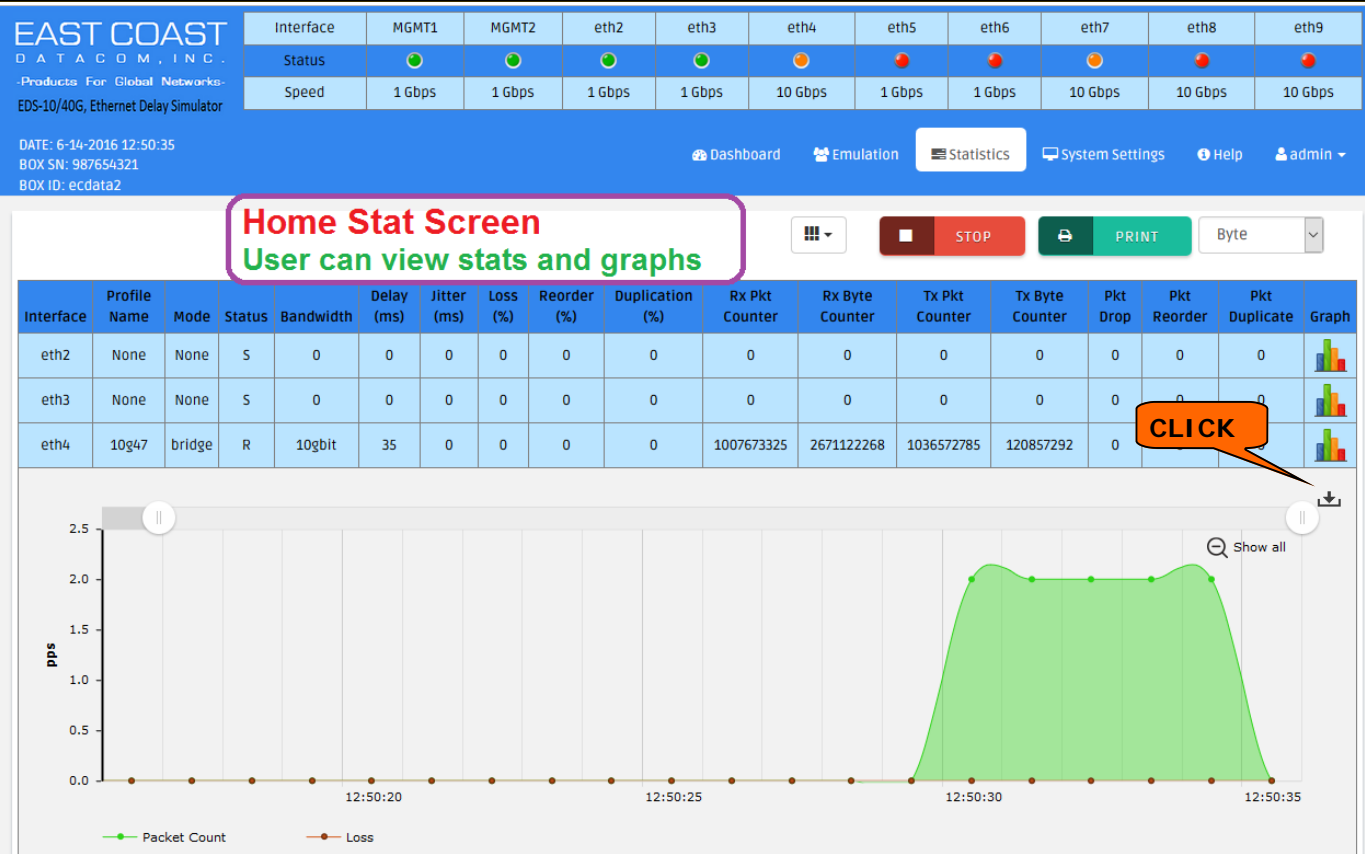
Enter IP address

Source: Source IP Destination: Destination IP

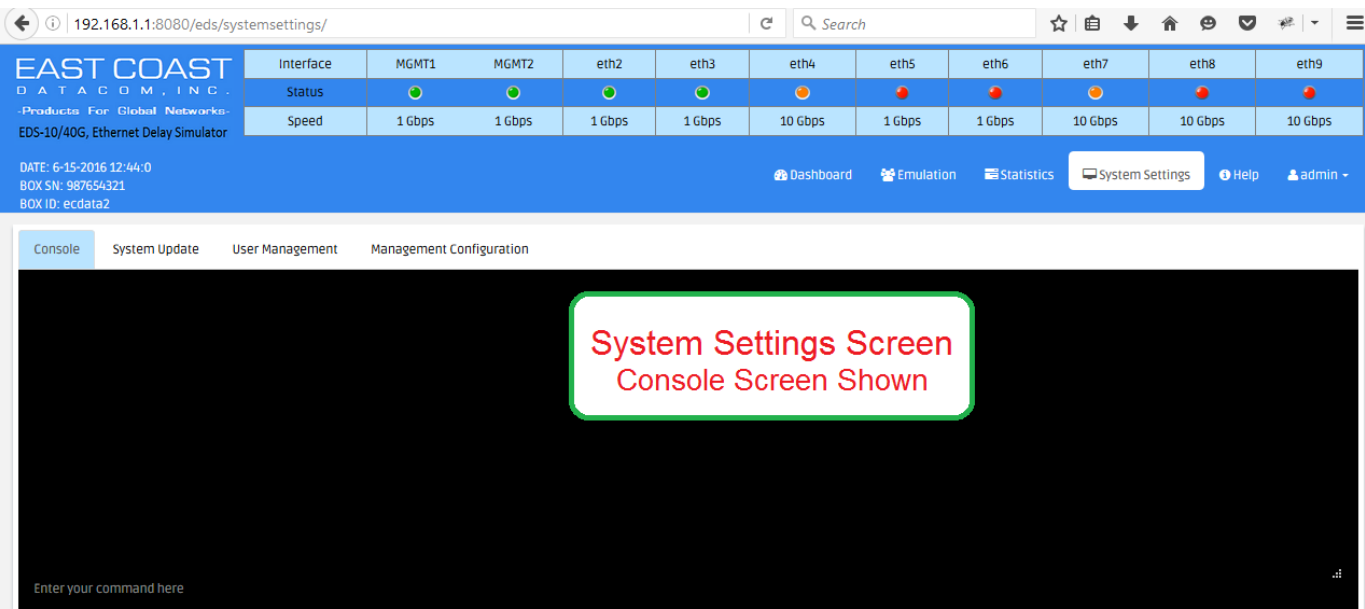
Remove

Overview of the EDS-10G, WAN Delay Emulator User Interface

The **Statistics Tab** allows the user an intuitive view of the EDS-10G WAN Emulation stats. The screen displays the defined settings for the user profile. As well an easy to follow Packet Counter for TX, RX, Drops, Re-Order and Duplicate. If the user clicks on the graph symbol, a real time graph will display packets in Packets Per Second(PPS) and a Loss Graph will also appear if the user experiences any Packet Loss.



The **System Settings Tab** allows the user access to the Console Port, System Update, User Management and Management Configuration.



Overview of the EDS-10G, WAN Delay Emulator User Interface

The **System Settings Tab** allows the user set the EDS-10G for a user defined box name or test lab location. Other important options are also presented to the user.

The screenshot shows the 'System Update' tab in the user interface. A green box highlights the 'System Update Screen Define Box Name ect...' section. The interface includes a top navigation bar with 'System Settings' selected. Below the navigation bar, there are several sections: 'Factory Default' with a 'LOAD FACTORY DEFAULTS' button; 'Box Configuration' with a text input field containing 'ecdata2' and an 'UPDATE' button; 'Existing Linux-System Password' with a text input field containing 'admin'; 'New Linux-System Password' with a masked text input field; 'Confirm New Linux-System Password' with a text input field containing 'Confirm Password' and a 'SAVE' button; 'System Power Down' with a 'SYSTEM POWER DOWN' button; 'Upgrade System' with a 'Browse...' button and 'No file selected.'; 'System Health' with a 'DOWNLOAD' button; 'Set System Time' with a text input field and an 'APPLY' button; and 'System Reboot' with a 'SYSTEM REBOOT' button.

The **User Management Tab** allows the ADMIN to set-up individual users access levels for the EDS-10G. Only the ADMIN has access to individual users authority to testing.

The screenshot shows the 'User Management' tab in the user interface. A green box highlights the 'User MGMT Screen Define User Roles' section. The interface includes a top navigation bar with 'System Settings' selected. Below the navigation bar, there are several sections: 'User Management' with sub-tabs for 'User', 'Roles', and 'Permissions'; a table with columns for 'User Name' and 'Roles'; and an 'ADD' button. The table contains three rows: 'admin' with 'ROLE_ADMIN_ACCESS', 'User1' with 'ROLE_ADMIN_ACCESS', and 'demo_user' with 'ROLE_USER_VIEW'. Each row has three action buttons: 'i', 'edit', and 'delete'.

The **Edit MGMT Port Tab** allows the ADMIN to set-up MGMT 2 access port for any user defined address and be retained after power boot. MGMT 1 always reverts to 192.168.1.1 after any power boot. This will guarantee access to the EDS-10G.

The screenshot shows the 'Edit Mgmt Configuration' dialog box in the user interface. A green box highlights the 'MGMT Port IP Address Easily set management Ports IP Addresses' section. The dialog box has three input fields: 'IP address:' with '192.168.1.1', 'Gateway:' with '192.168.1.10', and 'Netmask:' with '255.255.255.0'. There is a 'Save' button at the bottom right. The background shows the 'Edit Mgmt Configuration' tab in the user interface, with a table showing 'Port' and 'IP Address' for 'MGMT1' (192.168.1.1) and 'MGMT2' (192.168.1.9).

Overview of the EDS-10G, WAN Delay Emulator User Interface

The EDS-10G also has a full **Command Line Interface (CLI)** that supports all features of the box. The CLI is accessed via SSH on the IP Port.

192.168.1.1 - PuTTY

```
*****
East Coast Datacom, Inc.
Model: EDS-10/40G, Ethernet Delay Simulator
Software Version: v0.5.0
*****
Customer Box ID: ecdata2
Serial Number: 987654321
*****
```

TOP LEVEL SYSTEM MENU

- 1 : Scan Ethernet Interface
- 2 : Display Profile Statistics
- 3 : Profile Settings
- 4 : System Settings
- 5 : Help
- 6 : Exit

Enter Choice: █

Full Command Line Interface (CLI) is also Included in EDS-10G for SSH Access

The **CLI** allows is easy to use and very responsive. The screen below shows a scan of the ETH ports in the EDS-10G. This includes MGMT 1 and MGMT 2 as well as all ETH ports installed in the box. The ETH ports support specific INTEL NIC cards and the NIC cards are loaded at the factory with specific drivers that are optimized with special user space drivers. All of these have been carefully tuned for optimum performance. The result is Line Rate Performance with superb delay accuracy that rivals FPGA based systems for half the cost.

192.168.1.1 - PuTTY

EDS 1/10-G Version: v0.5.0

***** System Ethernet Interface Information *****

INTERFACE	LINK STATUS	IP	MAC	FW-VERSION	SPEED
eth0 (MGMT1)	LINK UP	192.168.1.1	0c:c4:7a:c7:cf:b8	2.1-2	10baseT/Half 10baseT/Full 100baseT/Half 100baseT/Full 1000baseT/Full
eth1 (MGMT2)	LINK UP	192.168.1.9	0c:c4:7a:c7:cf:b9	2.1-2	10baseT/Half 10baseT/Full 100baseT/Half 100baseT/Full 1000baseT/Full
eth2	LINK UP	0.0.0.0	a0:36:9f:87:79:25	1.63, 0x80000cbc	10baseT/Half 10baseT/Full 100baseT/Half 100baseT/Full 1000baseT/Full
eth3	LINK UP	0.0.0.0	a0:36:9f:87:79:24	1.63, 0x80000cbc	10baseT/Half 10baseT/Full 100baseT/Half 100baseT/Full 1000baseT/Full
eth4	LINK UP	0.0.0.0			1000baseT/Full 10000baseT/Full
eth5	LINK DOWN	0.0.0.0			10baseT/Half 10baseT/Full 100baseT/Half 100baseT/Full 1000baseT/Full
eth6	LINK DOWN	0.0.0.0	a0:36:9f:87:79:26	1.63, 0x80000cbc	10baseT/Half 10baseT/Full 100baseT/Half 100baseT/Full 1000baseT/Full
eth7	LINK UP	0.0.0.0	3c:fd:fe:9d:b2:8d	4.42 0x80001920 0.0.0	1000baseT/Full 10000baseT/Full
eth8	LINK DOWN	0.0.0.0	3c:fd:fe:9d:b2:94	4.42 0x80001920 0.0.0	1000baseT/Full 10000baseT/Full
eth9	LINK DOWN	0.0.0.0	3c:fd:fe:9d:b2:95	4.42 0x80001920 0.0.0	1000baseT/Full 10000baseT/Full

CLI Interface of ETH Ports Easily Identify ETH Settings

Press q and Hit Enter to go back to Main Menu

Overview of the EDS-10G, WAN Delay Emulator User Interface

The **Display Ethernet Interface Statistics** page displays the current state of running or stopped created profiles.

```
192.168.1.1 - PuTTY
EDS 1/10-G Version: v0.5.0
***** Displaying Ethernet Interface Statistics *****

```

LAN	R/S	PROFILE NAME	Mode	B/W	Delay(ms)	Loss	Reorder	Duplicate	RxBctr	RxBctr	TxBctr	TxBctr	PktL	PktR	PktD
eth2	S	NONE	NONE	NONE	0	0%	0%	0%	0	0	0	0	0	0	0
eth3	S	NONE	NONE	NONE	0	0%	0%	0%	0	0	0	0	0	0	0
eth4	R	10g47	bridge	10gbit	35	0%	0%	0%	539660034	857859000	546935004	1294357200	0	0	0
eth5	S	NONE	NONE	NONE	0	0%	0%	0%	0	0	0	0	0	0	0
eth6	S	NONE	NONE	NONE	0	0%	0%	0%	0	0	0	0	0	0	0
eth7	R	10g47	bridge	10gbit	35	0%	0%	0%	546935004	1294357200	539660034	857859000	0	0	0
eth8	S	NONE	NONE	NONE	0	0%	0%	0%	0	0	0	0	0	0	0
eth9	S	NONE	NONE	NONE	0	0%	0%	0%	0	0	0	0	0	0	0

R-Running S-Stopped

Press q and Hit Enter to go back to Main Menu

CLI Interface for ETH Stats
An intuitive overview for users

In Closing:

The EDS-10G offers many features only found in very high end systems. The unit offers a secure SSH CLI interface and an easy to use GUI interface, each accessible from MGMT-1 or MGMT-2 Ethernet Ports.

The EDS-10G supports Interfaces of:

10/100/1000 in copper or Fiber,

10GbE with SFP+ for Fiber or Twin Axial Copper

40GbE with QSFP+ for Fiber, Twin Axial Copper or 1-4 Breakout Cables for 4-Ports 10G

*** All sales include 3-Years Warranty, Support and Maintenance Upgrades ***

Please review our data sheet or user manual for further details located at:

<https://www.ecdata.com/network-latency-simulators.html>

SALES CONTACT:

Richard Barger

East Coast Datacom, Inc.

245 Gus Hipp Blvd., STE 3

Rockledge FL 32955

Tel: (321) 637-9922, Opt: 1

Email: info@ecdata.com