


OCTOBOX[®] Small Semi-Anechoic Chamber

Complete RF isolation, turn table and built-in instrumentation

OCTOBOX is a small semi-anechoic chamber offering complete isolation from external interference thanks to its high-rejection filters for data and power connections. With metal surfaces covered by absorber foam, OCTOBOX dampens reflections. A built-in plastic turn table enables rotation of the device during the test or precisely orients the device antennas to determine nulls and peaks in the antenna propagation pattern.

The OCTOBOX can be turned into an OCTOBOX smartBox[™] by adding an OCTOBOX Pal-7 subsystem, based on one of the most advanced Wi-Fi 7 chipsets on the market supporting all the Wi-Fi protocols, 802.11a/b/g/n/ac/ax/be, in the 2.4, 5 and 6 GHz bands. With the access to the chipset's driver and firmware, you can configure the smartBox as a real device or as a test instrument. As a real device, the smartBox runs the standard station and AP (access point) drivers and hence supports the full protocol stack, including PHY, MAC, IP and application layers. As an instrument, the smartBox can emulate virtual stations for testing APs under heavy traffic load from multiple stations, perform expert monitoring and analysis, replay captured traffic or operate as a sniffer.



Features and Benefits

- Complete isolation from outside interference
- 20 dB of absorption
- Built-in non-reflective turn table
- Support for 600 MHz to 7.2 GHz frequency band of operation
- Filtered gig Ethernet, USB, HDMI, fiber optic high speed connections
- Filtered AC and DC power
- Filtered ventilation
- Peel & stick easy-to-replace gasketing to maintain isolation year after year

Applications

- Wi-Fi (802.11a/b/g/n/ac/ax/be), Bluetooth and cellular (GSM, UMTS, LTE, FDD, TD-LTE and LTE-Advanced) testing
- Throughput vs. range vs. orientation measurements using the OCTOBOX testbed
- Certification testing
- RX dynamic range testing
- Antenna pattern measurement
- Measurements under controlled signal and noise power settings
- Video over Wi-Fi testing with monitor mount for viewing video quality


OCTOBOX is the main building block of the OCTOBOX stackable wireless testbeds. It provides an excellent MIMO environment for maximum over the air (OTA) throughput. It supports a variety of filters for high speed data, video and power that enables you to control the devices inside without breaching the isolation of the OCTOBOX.

Filters are key for a small chamber testbed. When testing in a traditional walk-in chamber, all the equipment comprising the testbed is in the same physical space as the DUT, so cabling such as Ethernet, USB, HDMI, etc. can be directly connected. When testing in a small chamber such as the OCTOBOX, these cables have to get to the DUT through the walls of the chamber. How to get these cables through without breaching the isolation of the OCTOBOX? Filters are the answer.

OCTOBOX high speed data filters pass the high speed data signals while rejecting the frequencies of wireless transmission. Rejection band starts at 600 MHz and extends to over 7.2 GHz. OCTOBOX filters include gigabit Ethernet with POE (power over Ethernet), USB, HDMI, 3.5mm phono and DC power.

OCTOBOX also features a waveguide filter for feeding fiber optic or other non-conductive cables through to the devices inside.

Antenna kits, shelves and other options shown below make OCTOBOX easily adaptable for a variety of test configurations.



Built-In Turn Table

OCTOBOX model BOX-38-TT features a built-in turn table. The turn table enables software controllable DUT rotation while you measure throughput, RX sensitivity and other parameters.





- RPM controllable from 0 to 10 RPM
- Precision angular resolution of 1°
- Supports up to 10 kg DUT
- Flexible DUT mounting system
- Ethernet and USB control interfaces
- Software automates MIMO throughput measurements vs. orientation of the DUT and vs. range

See the OCTOBOX turn table datasheet for details.



OCTOBOX Options

The OCTOBOX options are listed below. All options are for the OB-38 model of the OCTOBOX. Click on any image to get more information.

Clickable image	Option #	Description
	OBS-04 N-connectors	OCTOBOX has 8 RF connectors, SMA by default. Order option OBS-04 to have the OCTOBOX configured with N-type connectors.
	OBS-05-X2 Gig Ethernet filter	Dual gigabit Ethernet filter shown here supports gigabit Ethernet with POE (Power Over Ethernet)
	OBS-06 USB filter	Dual USB filter shown here supports USB 2.0.
	OBS-07 DC filter	DC power filter shown here has 4 isolated circuits, each rated at 10A, 50 VDC. Two mating plugs are supplied with each DC filter. To make your own adapter cable, strip the wires, insert them into the mating plug and secure them with screws. The connector is Phoenix Connector P/N 1754481

Clickable image	Option #	Description
	<p>OBS-08 HDMI filter</p>	<p>HDMI filter shown here supports HDMI 1.4.</p>
	<p>OBS-09-10 10 Gig Ethernet plus USB filter</p>	<p>A combination 10 gigabit Ethernet and USB filter shown here supports 10 gig Ethernet with POE and USB 2.0.</p>
	<p>OBS-10 3.5 mm phono jack filter</p>	<p>3-conductor phono jack filter for coupling up to 4 audio connections or IR blaster connections for testing Wi-Fi set top boxes.</p>
	<p>OBS-14 High Gain antenna array</p>	<p>MIMO antenna array consists of 4 broadband (2 to 7 GHz) high gain antennas mounted on a plastic rail. Plastic mounts are used inside the OCTOBOX to minimize reflections. The antennas are log-periodic, custom designed for the OCTOBOX.</p>
	<p>OBS-11 Smartphone antenna kit</p>	<p>Smartphone antenna kit consists of multi-band cellular, dual-band Wi-Fi and multi-band GPS antennas mounted on a plastic rail to minimize reflections. The rail is perforated, allowing you to easily position the antennas for optimum over-the-air coupling.</p> <p>Multiband cellular antenna is Pulse-Larsen SPDA24700/2700 or equivalent. Dual-band Wi-Fi antenna is Pasternack PE51083 or equivalent. Multi-band GPS antenna is Maxtena M1516HCT-SMA or equivalent.</p>

Clickable image	Option #	Description
-----------------	----------	-------------



OBS-13
Wi-Fi MIMO
antenna kit

Wi-Fi MIMO antenna kit consists of 4 dual-band (2.4 and 5 GHz) Wi-Fi antennas mounted on a plastic bracket and rail. Plastic mounts are used inside the OCTOBOX to minimize reflections. The antennas are Pasternak PE51083 or equivalent.

The plastic bracket is perforated, allowing you to adjust the position and spacing of the antennas as needed for optimum over-the-air coupling.



OBS-16
High current
4-port USB hub

High current USB hub is Vaunix LPH-204B hub mounted onto a plastic bracket that mounts onto a corner OCTOBOX bracket for a tidy test setup. This hub guarantees at least 1A at 5VDC on each of its 4 USB 2.0 ports.



OBS-19
Locking
mechanism

This locking mechanism allows you to lock the OCTOBOX door in 2 positions: with the door ajar or with the door fully closed and latched. Leaving the door ajar does not compress the gasket, thereby extending the gasket's useful life.

You can use any lock that fits. The lock is not supplied.

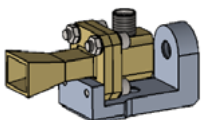


OBS-27
Replacement
gasket kit

The OCTOBOX door gasketing is peel-and-stick, making it easy to replace in the field. Gasketing loses its elasticity with normal use. When the gasket does not return to its original rounded shape after the door is closed and opened, the door seal may be non-optimum and OCTOBOX isolation may be degraded. Gasketing should be replaced when it loses elasticity.

For model OB-38 OCTOBOX please order the OBS-27-OB38 gasket replacement kit.


Follow the gasket replacement procedure to replace the gasket.



OBS-29
mmWave
horn antenna

Additional mmWave horn antenna for OCTOBOX BOX-MMW, BOX-TT-MMW or BOX-18-MMW.


Clickable image	Option #	Description
-----------------	----------	-------------



OBS-30
Filter installation kit

The OCTOBOX filters can be installed in the field using the filter installation kit, OBS-30.

Please follow the [filter installation procedure](#) and make sure the seal between the filter and the OCTOBOX is uniform and firm.



OBS-32
Multi-DUT shelf

A variety of multi-DUT shelves are available and can be customized for a large number of devices to enable scalable real-life testing with real devices.



OBS-63
Pal-7

OCTOBOX Pal-7 is essentially the Wi-Fi 7 subsystem based on one of the most advanced Wi-Fi 7 chipsets on the market. With the access to the chipset's driver and firmware, you can configure the smartBox as a real device or as a powerful test instrument.



OBS-70
mmWave K connector

Additional mmWave K connector and terminator for BOX-MMW, BOX-TT-MMW or BOX-18-MMW

Specifications

Feature	Specification
AC power entry module	IEC-320 C14 inlet connector 120/240VAC 50/60Hz with 6A 5x20mm fuse
Cooling	80mm square axial fan; filters over inlet and outlet for isolation
Filtered data connections	Gig Ethernet (with PoE), USB, HDMI or DC power ports
RF ports	20 RF barrel SMA connectors, 1 barrel F-connector, 1 trigger SMA connector
Waveguide	For fiber optic or other non-metallic feeds
Isolation	>90 dB. No detection of Wi-Fi traffic up to 7 GHz at close range; annual maintenance is required to maintain complete isolation.
Absorption	>20 dB from 1.3 to 40 GHz; >15 dB down to 600 MHz
Operating temperature	0 to 40 degrees C
Operating humidity	5% to 95% non-condensing @ 40 degrees C

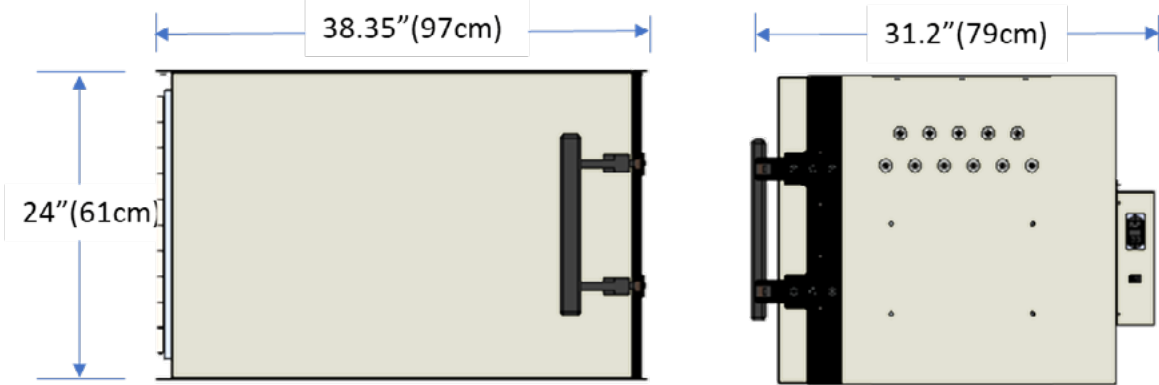
Turn Table Specifications

Parameter	Specification
Angular positioning accuracy	+/- 1°
Rotational speed	0 to 6 rpm
Payload weight	10 kg (22 LBS) max
	<ul style="list-style-type: none"> ✓ Set angular position (move N degrees clockwise or counter-clockwise) ✓ Set rotation velocity ✓ Set 'home' position ✓ Go to 'home' position

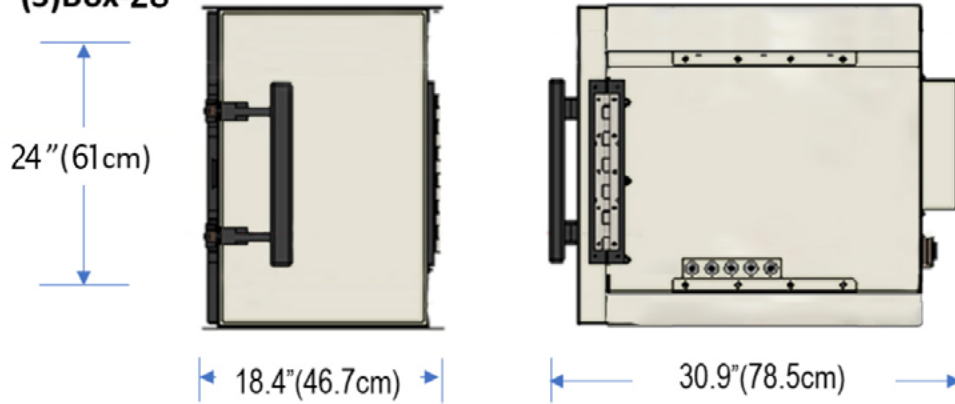
OCTOBOX is available in 2 sizes: BOX-18, and BOX-38 (see below). These chambers are also available as smartBoxes. A smartBox is a chamber with Pal instruments built into it. A chamber with a STApal-6E test instrument is called an OCTOBOX smartBox-STA.

Dimensions

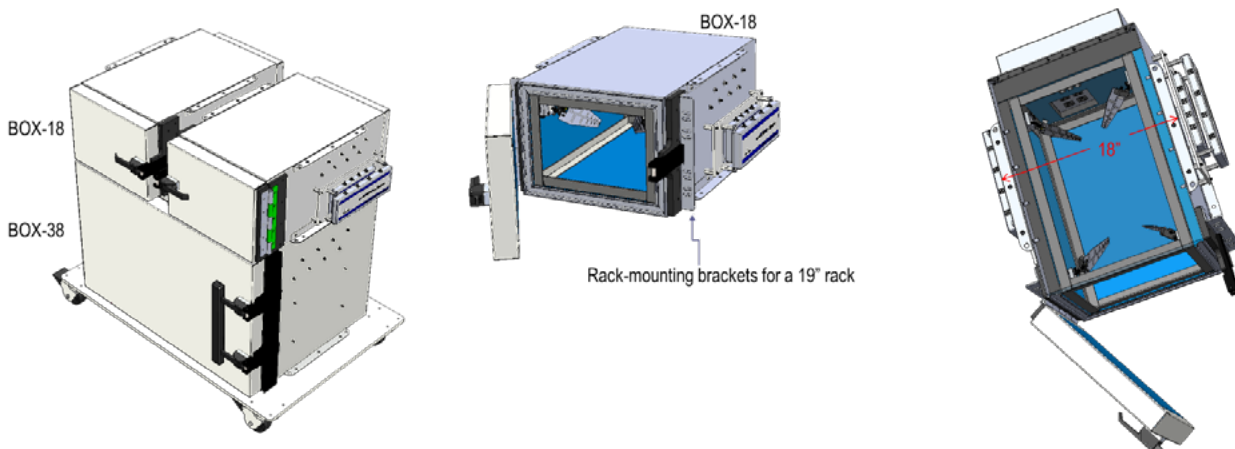
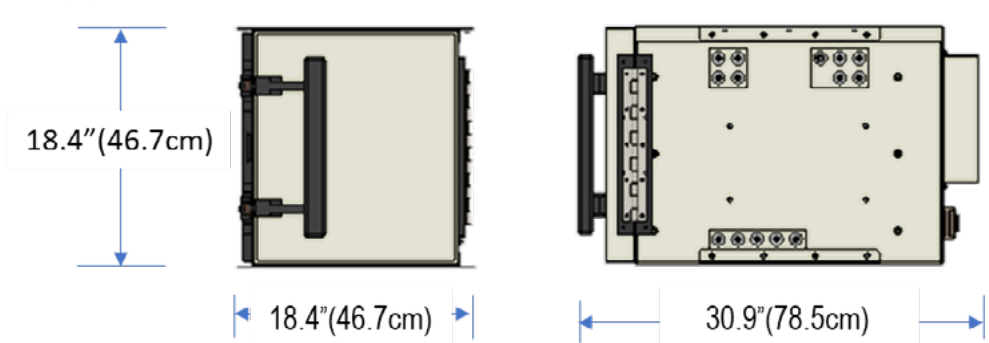
(S)Box-38



(S)Box-28



(S)Box-18



Dimensions (cont'd)

(S)BOX-18		
	American	Metric
Outside:	18.4"H x 18.4"W x 30.9"D	46.7cm H x 46.7cm W x 78.5cm D
Inside:	16"H x 13.6"W x 21.3"D	40.6cm H x 34.5cm W x 54.1cm D
Inside (SBOX):	12"H x 13.6"W x 21.3"D	30.5cm H x 34.5cm W x 54.1cm D
Weight:	89 LBS	40 kg
Weight (SBOX):	93 LBS	42 kg

(S)BOX-28		
	American	Metric
Outside:	18.4"H x 18.4"W x 30.9"D	46.7cm H x 46.7cm W x 78.5cm D
Inside:	16"H x 13.6"W x 21.3"D	40.6cm H x 34.5cm W x 54.1cm D
Inside (SBOX):	12"H x 13.6"W x 21.3"D	30.5cm H x 34.5cm W x 54.1cm D
Weight:	89 LBS	40 kg
Weight (SBOX):	93 LBS	42 kg

(S)BOX-38		
	American	Metric
Outside	24" H x 38.35"W x 31.2"D	61cm H x 97cm W x 79cm D
Inside	19.35"H x 31.5"W x 21. 5"D	49cm H x 80cm W x 55cm D
Inside (SBOX)	17"H x 31.5"W x 21. 5"D	43.2cm H x 80cm W x 55cm D
Weight	172 LBS	78 kg
Weight (SBOX):	181 LBS	82 kg
Weight TT	187 LBS	85 kg

Power Requirements

Model	Voltage	Frequency	Max power draw
BOX-18	100-240V	50/60Hz	4
BOX-38	100-240V	50/60Hz	4
BOX-TT	100-240V	50/60Hz	11
BOX-MMW	100-240V	50/60Hz	4
BOX-TT-MMW	100-240V	50/60Hz	11
SBOX-18	100-240V	50/60Hz	34
SBOX-38	100-240V	50/60Hz	34
SBOX-TT	100-240V	50/60Hz	41
SBOX-18-STA	100-240V	50/60Hz	69
SBOX-38-STA	100-240V	50/60Hz	69

	AC POWER	FAN	VENTS	TURN-TABLE	FILTER SLOTS	Default config	Available ports in default config	Ports used by system
BOX-18	Y	Y	Y	N	3	1 USB/ETH, 2 blanks	1 USB, 1 ETH	None
BOX-38	Y	Y	Y	N	4	2 USB/ETH, 2 blanks	2 USB, 2 ETH	None
BOX-TT	Y	Y	Y	Y	4	2 USB/ETH, 1 dual ETH, 1 blank	2 USB, 3 ETH	1 ETH
BOX-18-MMW	Y	Y	Y	N	3	1 USB/ETH, 2 blanks	1 USB, 1 ETH	None
BOX-MMW	Y	Y	Y	N	4	2 USB/ETH, 2 blanks	2 USB, 2 ETH	None
BOX-TT-MMW	Y	Y	Y	Y	4	2 USB/ETH, 2 blanks	2 USB, 2 ETH	1 ETH
SBOX-18	Y	Y	Y	N	3	1 USB/ETH, 1 dual ETH, 1 blank	1 ETH	1 USB, 2 ETH
SBOX-38	Y	Y	Y	N	4	2 USB/ETH, 1 dual ETH, 1 blank	1 USB, 2 ETH	1 USB, 2 ETH
SBOX-TT	Y	Y	Y	Y	4	3 USB/ETH, 1 dual ETH	2 USB, 2 ETH	1 USB, 3 ETH
SBOX-6E-18	Y	Y	Y	N	3	1 USB/ETH, 1 dual ETH, 1 blank	1 ETH	1 USB, 2 ETH
SBOX-6E-38	Y	Y	Y	N	4	2 USB/ETH, 1 dual ETH, 1 blank	1 USB, 2 ETH	1 USB, 2 ETH
SBOX-6E-TT	Y	Y	Y	Y	4	3 USB/ETH, 1 dual ETH	2 USB, 2 ETH	1 USB, 3 ETH
SBOX18-STA	Y	Y	Y	N	3	1 USB/ETH, 1 dual ETH, 1 blank	1 USB, 1 ETH	2 ETH
SBOX38-STA	Y	Y	Y	N	4	2 USB/ETH, 1 dual ETH, 1 blank	2 USB, 3 ETH	1 ETH
SBOX-6E-18-STA	Y	Y	Y	N	3	1 USB/ETH, 1 dual ETH, 1 blank	1 USB, 1 ETH	2 ETH
SBOX-6E-38-STA	Y	Y	Y	N	4	2 USB/ETH, 1 dual ETH, 1 blank	2 USB, 3 ETH	1 ETH
OB-PALBOX	Y	Y	Y	N	3	1 USB/ETH, 1 dual ETH, 1 blank	none	1 USB, 3 ETH
OB-PALBOX-6E	Y	Y	Y	N	3	1 USB/ETH, 1 dual ETH, 1 blank	none	1 USB, 3 ETH

About Spirent Communications

Spirent Communications (LSE: SPT) is a global leader with deep expertise and decades of experience in testing, assurance, analytics and security, serving developers, service providers, and enterprise networks. We help bring clarity to increasingly complex technological and business challenges. Spirent's customers have made a promise to their customers to deliver superior performance. Spirent assures that those promises are fulfilled. For more information visit: www.spirent.com

Americas 1-800-SPIRENT

+1-800-774-7368 | sales@spirent.com

Europe and the Middle East

+44 (0) 1293 767979 | emeainfo@spirent.com

Asia and the Pacific

+86-10-8518-2539 | salesasia@spirent.com